

Nan Hwa Chong

Mobile POS

Powered by **PixPro™** POS





This presentation thereto contains private, confidential and privileged material for the sole use of the intended recipient. Any review, copying or distribution of this presentation in whole or part, or disclosed to third parties is strictly prohibited.

Navigation Drawer

Navigation Drawer will show the certain modules according to the status of user.

POS System support multi-user and multitasking. In order to realize the independent division of labor and unified management, users are able to log in as different status, which are assigned different rights by CEO at back end server.

- Waiter are only allowed to access Waiter and Takeaway modules.
- Holding area only stick on Holding Area module.
- Cashier can access Waiter, Takeaway and Cashier modules
- CEO definitely supposed to access all modules



Waiter Matrix

Waiter – Table Assignment Screen will show all the tables with valid information and allow user to add table, check floor plan and orders.

Clear Status

Clear Status states the customer already paid and the table can be clear.

Add Table

User can assign a table by entering valid information (Table No, Pax and etc.)

Takeaway Shortcut

User can go to Takeaway matrix. The number indicates the number of takeaway.



Table Matrix

Here will show the information of table.

Billed Status

Billed Status states the customer already asked for bill but haven't pay yet.

Eye

User can access Table Assignment, Floor Plan and Orders.

Add Order

Add Order Screen will show all the dishes by a certain order and allow user to take order.

- Record audio
- Play audio record
- Capture image
- Switch to E-Book view

Tools Bar

Dish Details

Swipe to delete the order

Confirm Order

After order, tap here to view order status.



Order Dish

User can select quantity, options and size for the dish.

Category Bar

Swipe to view more categories.

Order Status

Order Status Screen will show all the dishes according to table.

Table No

user can view all the dishes for a specific table by selecting a table No.

Dish Details

Scroll down to view more dishes.

Delete Dish

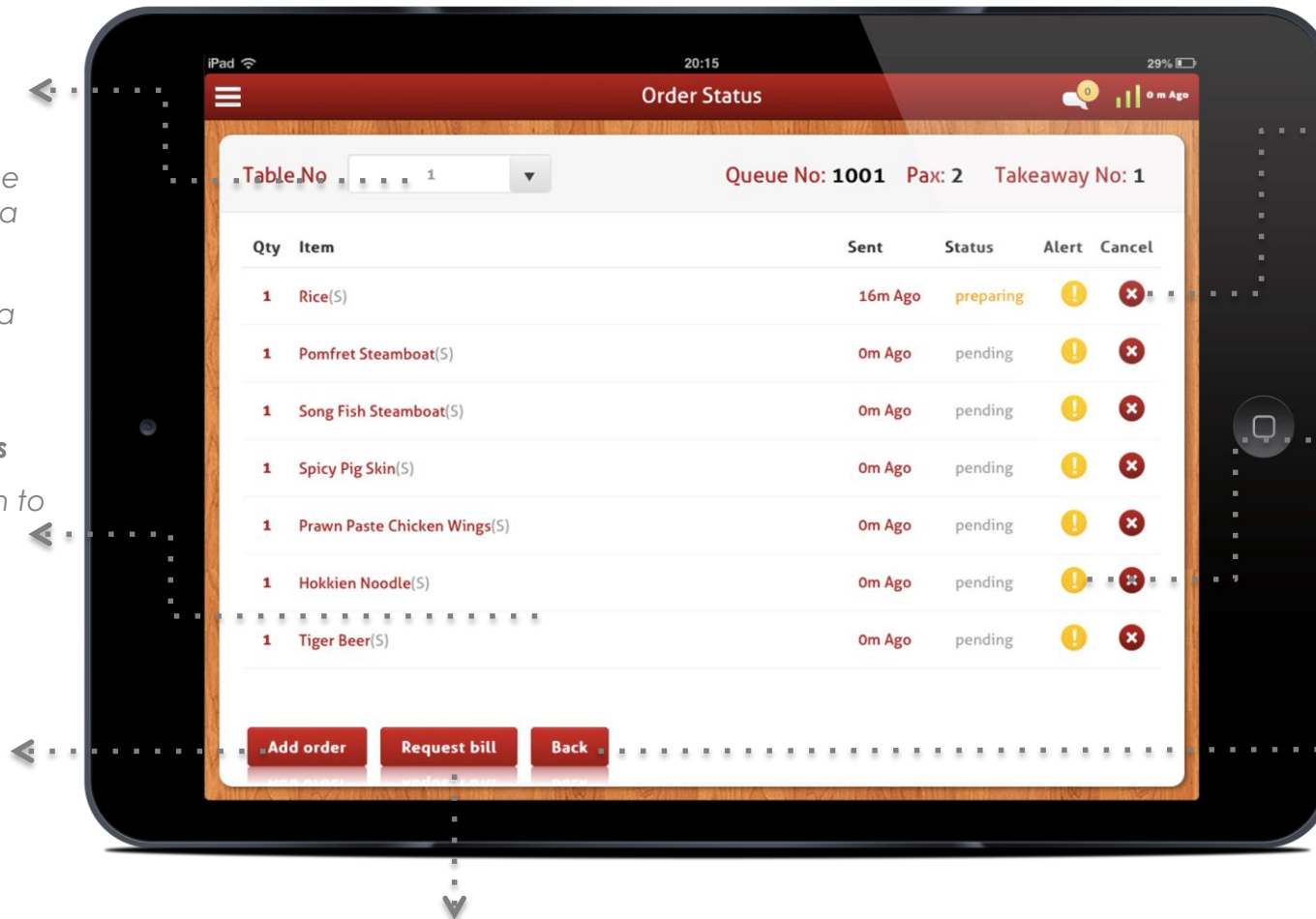
User can delete dish with a valid reason.

Alert Dish

User can send a notification to holding area if the dish has been pending for a long time.

Back Button

Go back to the previous page.



Request Bill

Holding Area – Queue Mode

Holding Area – Queue Mode will show the information of dishes which are ordered by customers and allow user to print out the order.

Type filter

user can view the specific type of dish by selecting type. Password is required.

Dish filter

User can view the specific dish by selecting the dish.

Table Filter

User can view all the dishes for a specific table by selecting table No.

dish Details

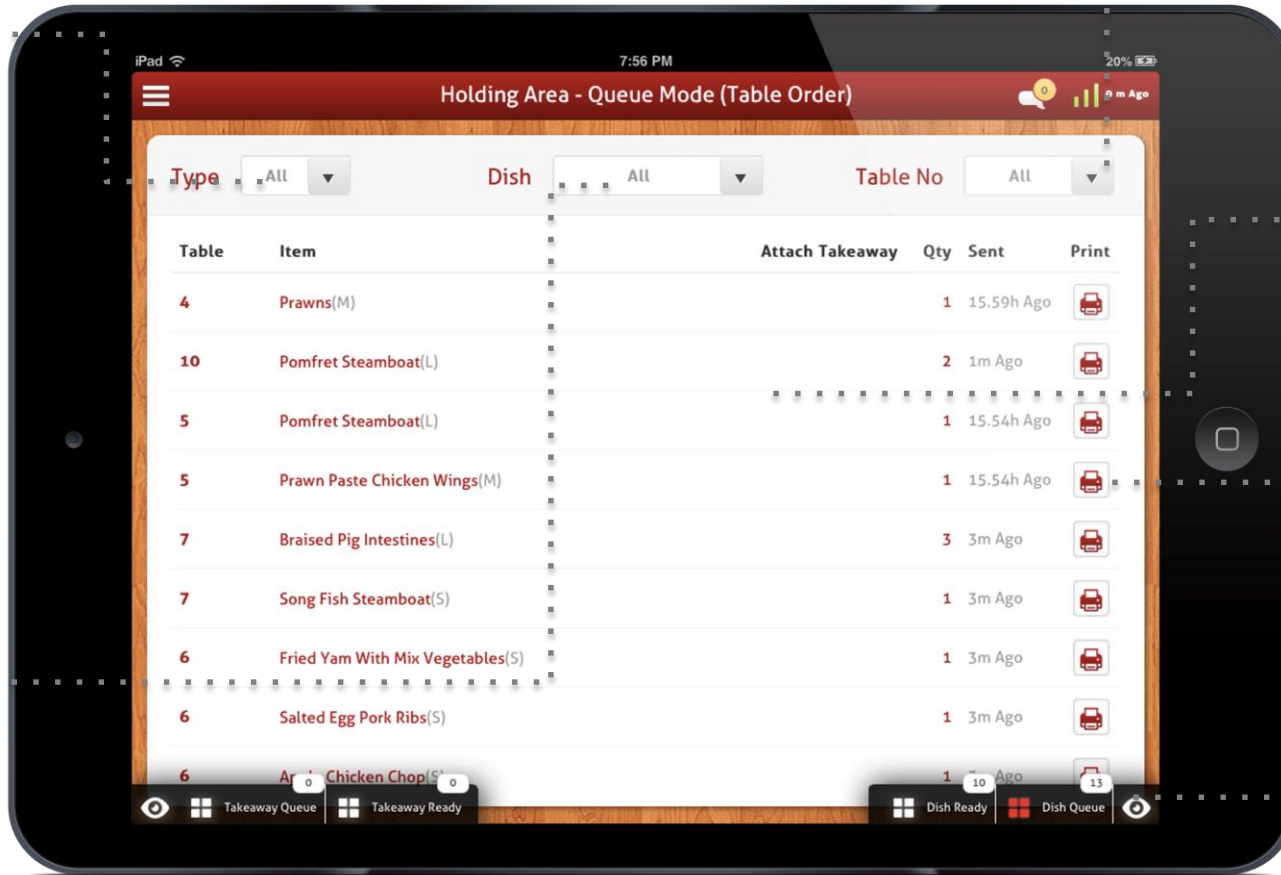
Scroll down to view more dishes.

Print Button

User can print out orders.

Eye

User can access different mode for both table order or takeaway.



Cashier

Cashier Screen will show all the bills and allowed user to void receipt, combine bills, refund bill and etc.

Add Order Shortcut

user can go to add order screen by tapping here.

Total Details

User can view the details of total.

Payment Bar

Cashier can settle the bill by these actions.



Bill Requests

Cashier will settle the bills under this tab. The number indicates the number of bill requests.

Bill Details

This area will show all the bills on-hold, different color indicates the holding time for each table.

Action Bar

Cashier can do search bill, combine bill, close account, custom transaction and refund bill.

CEO

CEO Screen will show information about stocks and reports and allow user to give discount or free dish.

Table Filter

User can view all the dishes for a specific table by selecting table No.

Free Dish

customers. Tap on the check box to offer a free dish to customers.

Table Filter

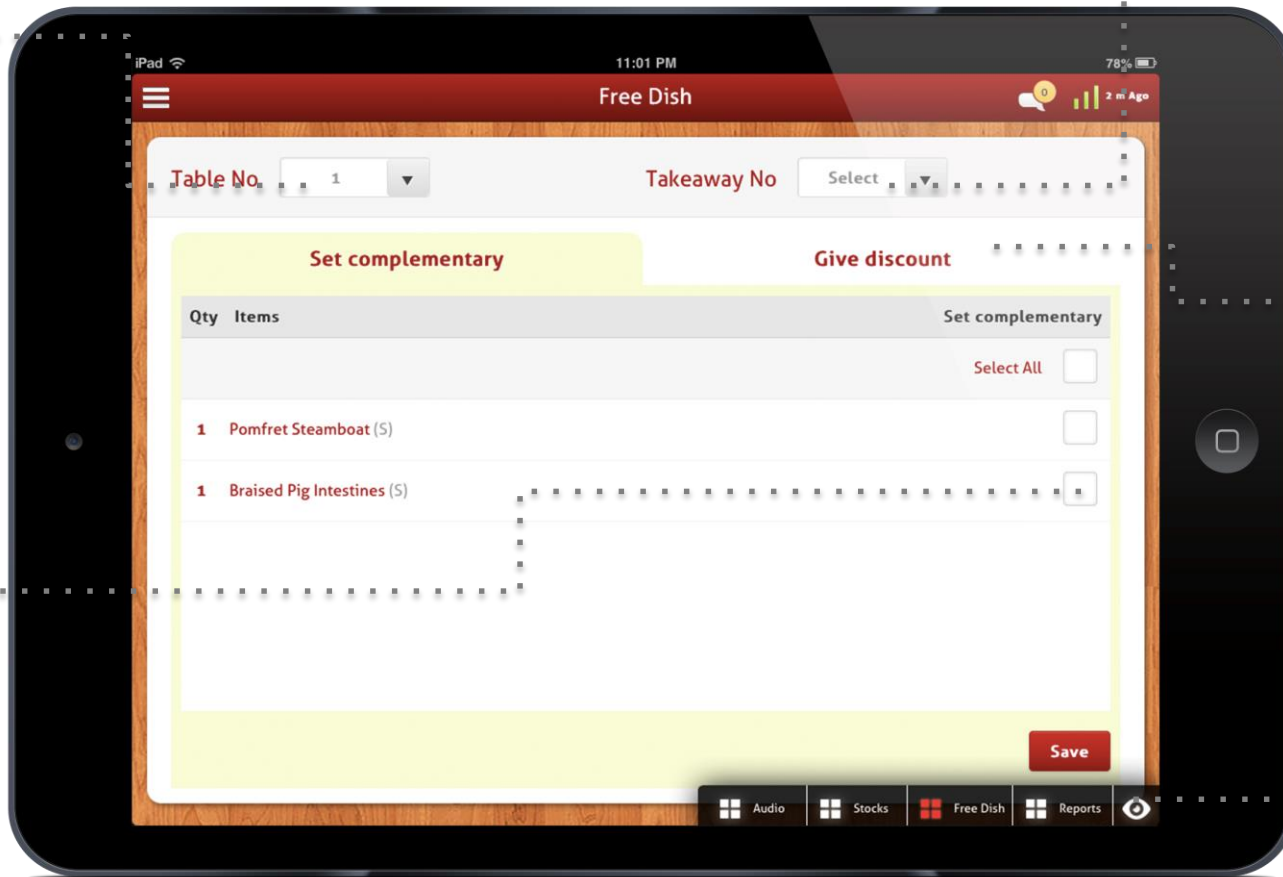
User can view all the dishes for a specific takeaway by selecting takeaway No.

Give Discount

User can give discount by amount or percentage for a table or takeaway.

Eye

User can access Audio, Stocks, Free dish and Report.



Let's bank your IDEA\$ today!

